


Lesson Plans



Language Arts and Geography Companion Lessons

for Books 1-3

Roller Skating Ralph, Roller Skating Ralph Goes to London,

Roller Skating Ralph Goes to Italy

Aligned with Content Standards

Table of Contents

Make a Roller Skating Ralph Passport page 3

First/Second Grade Lessons

Roller Skating Ralph - Book One - France

Language Arts

Ordering Story Events page 6

Geography

Using a Compass Rose page 7

Roller Skating Ralph Goes to London - Book Two

Language Arts

Character Descriptions page 17

Geography

Using Cardinal Directions page 18

Roller Skating Ralph Goes to Italy - Book Three

Language Arts

Character Descriptions page 25

Geography

Landmarks of Italy page 26

Third-Fifth Grade Lessons

Roller Skating Ralph - Book One - France

Language Arts and World Cultures

Create a Travel Brochure page 11

Roller Skating Ralph Goes to London - Book Two

Language Arts

Character Development page 21

Geography/World Cultures

All About London page 22

Roller Skating Ralph Goes to Italy - Book Three

Language Arts

Roller Skating Ralph Goes to Italy Newspaper Article page 30

Geography/World Cultures

You are the Tour Guide page 33

Credits and Acknowledgements page 36


Make a Roller Skating Ralph Passport

Directions for Assembly

1. Print the Roller Skating Ralph Passport page
2. Instruct students to fold the page on the middle line vertically (as shown on the diagram below.)



3. Open the page and flatten.
4. Instruct students to fold the page on the middle line horizontally (as shown on the diagram below.)



5. While the paper is still folded, fold the top edge toward the folded edge. Flip entire paper over. Fold the bottom edge toward the folded edge (as shown on the diagram below.)

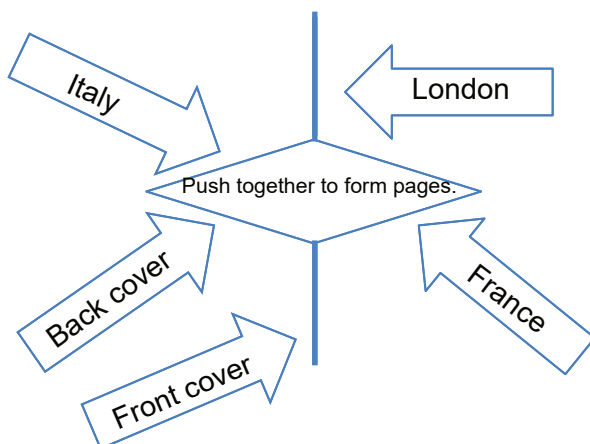


Folded edge

6. Unfold the top and the bottom. The paper should still be folded in the middle horizontally.
7. Cut on the dotted line. (The cut is only in the middle of the paper.)



8. Open and flatten the paper again. Fold vertically down the middle. Pop out the two sides and fold so that there are four pages. (See diagram below.)



Assembled Passport

LONDON

ITALY

FRANCE




**ROLLER SKATING
RALPH**



BACK

NAME










Book 1

Language Arts and Geography
First and Second Grade

Name _____ Date _____

Ordering Story Events


Read the book Roller Skating Ralph then order the events from the book below by writing a number in the box beside the picture.




Using a Compass Rose

N = north **S** = south **W** = west **E** = east


If a place is in the direction between north and east, say or write north before east- northeast. If a place is in the direction between south and west, say or write south before west- southwest. The same applies to northwest and southeast.



Directions: Use the images below and the compass rose to answer the following questions about Roller Skating Ralph's trip to France.



Using a Compass Rose



Write these words on the blanks to answer the questions below.

north	south	east	west
northeast	southeast	northwest	southwest

1. The Zoo is _____ of the fruit stand.
2. The roller skates are _____ of Ralph at the bus stop.
3. The cafe is _____ of the museum.
4. The man with the fruit basket is _____ of Ralph at the bus stop.
5. The fruit stand is _____ of the zoo.
6. The museum guard is _____ of Ralph at the bus stop.
7. Ralph needs to travel _____ from the bus stop to get to the museum.
8. The Eiffel Tower is _____ of Ralph and the bus stop.


Answers

Ordering Story Events

2	8
4	1
7	5
	6
	3

Using a Compass Rose

1. north
2. northeast
3. east
4. southeast
5. south
6. southwest
7. west
8. northwest




Book 1

Language Arts and Geography

Third – Fifth Grade

Create a Travel Brochure

In the story Roller Skating Ralph, Ralph travels to France where he experiences many highlights of the country. Use the template, the facts below, and your own research to create a travel brochure. Include information about the climate and weather, culture, food, and places of interest, so travelers can plan their trip. Make your brochure colorful by including pictures.



Climate, Clothing, and Culture

Climate

France generally enjoys cool winters and mild summers except along the Mediterranean where mild winters and hot summers are the norm.

Average winter temperatures range from 32° F to 46° F and average summer temperatures from 61° F to 75° F. For the most warmth and sunshine go to the south of the country. The Provence and Languedoc regions are characterized by mild winters and blisteringly hot summers.

Source: <https://internationalliving.com/countries/france/>, Pros & Cons of Living in France
By Tuula Rampont, June 29, 2020



Clothing

Many French people dress in a sophisticated, professional and fashionable style, but it is not overly fussy. Typical outfits include nice dresses, suits, long coats, scarves and berets. The term "haute couture" is associated with French fashion and loosely means fancier garments that are handmade or made to order.

Source: <https://www.livescience.com/39149-french-culture.html>, French Culture: Customs and Traditions By Jonathan Gordon, Kim Ann Zimmermann, Jan 21, 2022

Culture

Equality and unity are important to the French. The French also value style and sophistication, and they take pride in the beauty and artistry of their country. Family is also highly valued in French culture. Mealtimes are often shared with family, and extended-family gatherings and meals are common over the weekend.

Source: <https://www.familysearch.org/en/blog/french-culture-traditions>, French Traditions and Culture by Alison Ensign, June 29, 2020

Create a Travel Brochure (continued)

Places of Interest

Open Air Markets

Most towns and large villages have a large market once a week; but in larger towns, markets may take place twice a week, or even every day. Typical French markets are a mix between the farmers' market and a traders' market, with stalls offering local produce straight from the farm standing alongside fruit and vegetable stalls, cheese stalls and other stalls offering a full range of produce. Even in Paris, fruit and vegetable markets can be found in every district of the city.

Source: <https://about-france.com/tourism/french-markets.htm>, The Markets of France

Louvre Museum

Louvre Museum or French Musée du Louvre national museum and art gallery of France is a part of a large palace in Paris that was built on the right-bank site of the 12th-century fortress of Philip Augustus. It is the world's most-visited art museum with a collection that spans work from ancient civilizations to the mid-19th century including Leonardo da Vinci's Mona Lisa (c.1503–19).

Source: <https://www.britannica.com/topic/Louvre-Museum>, Louvre Museum Paris, France by The Editors of Encyclopaedia Britannica




Eiffel Tower

The plan to build a tower 300 metres high was conceived as part of preparations for the World's Fair of 1889. Emile Nougier and Maurice Koechlin, the two chief engineers in Eiffel's company, had the idea for a very tall tower in June 1884. It was to be designed like a large pylon with four columns of lattice work girders, separated at the base and coming together at the top, and joined to each other by more metal girders at regular intervals. In order to make the project more acceptable to public opinion, Nougier and Koechlin commissioned the architect Stephen Sauvestre to work on the project's appearance. The construction work began in January 1887 and was finished on March 31, 1889. The Eiffel tower is France's symbol in the world and the showcase of Paris. Today it welcomes almost 7 million visitors a year.


Source: <https://www.toureffel.paris/fr/le-monument/histoire>, The Birth of the Eiffel Tower

VISIT


FRANCE



Four horizontal lines for writing.





Four horizontal lines for writing.



back




Five horizontal lines for writing.



Inside

Teacher's Guide for Create a Travel Brochure Lesson



Read Roller Skating Ralph by Tracy Blom to students. Discuss references to climate and weather, culture, food, and places of interest cited throughout the book. Read and discuss the facts about France included with this lesson. Distribute the brochure template and a copy of the rubric below to each student and explain how to complete the brochure. If students choose to earn the bonus points by researching additional facts to include in their brochure, they will need to include a work cited page.

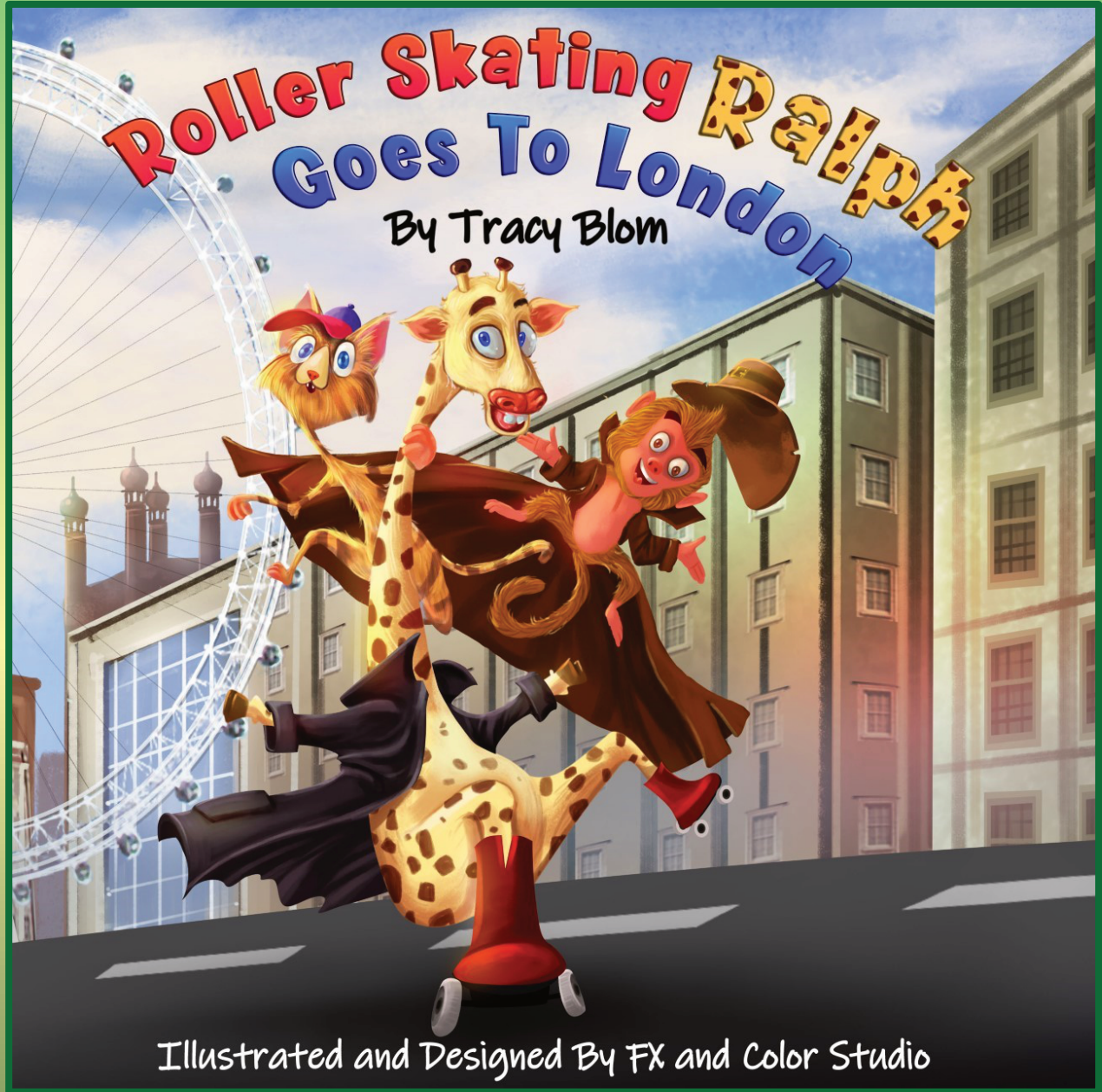
Work cited example:

Title of Article/ Author (if available)	Website / Date Written (if available)
Origins and Construction of the Eiffel Tower	https://www.tou Eiffel.paris/en/the-monument/history
French Culture: Customs and Traditions by Jonathan Gordon, Kim Ann Zimmermann	https://www.livescience.com/39149-french-culture.html , January 21, 2022

Share the following rubric with your students as a guide for their project. Use this rubric to grade student's work.

Student's Name _____ Date Completed _____

Student's work includes information about:	(up to 5 points for each)
Climate and Weather	
Culture	
Food	
Places of Interest	
Colorful Pictures	
Student's work also includes grade level appropriate:	
Spelling	
Grammar	
Punctuation	
Additional work above and beyond:	
More than one fact about a topic	
Additional effort for design or layout	
BONUS: Additional research and citations	
Total out of 50pts	




Book 2


Language Arts and Geography
First and Second Grade

Character Descriptions

Directions: Read the story *Roller Skating Ralph Goes to London*. Draw a line from the character picture to the description that best fits the character.




This character can travel quite fast because his arms are so long.




This character is the main character of the book. He is tall and blends in by wearing a coat and a hat.

This character is fast. He carries another character on his back in this story. He also poses as a statue in the museum.

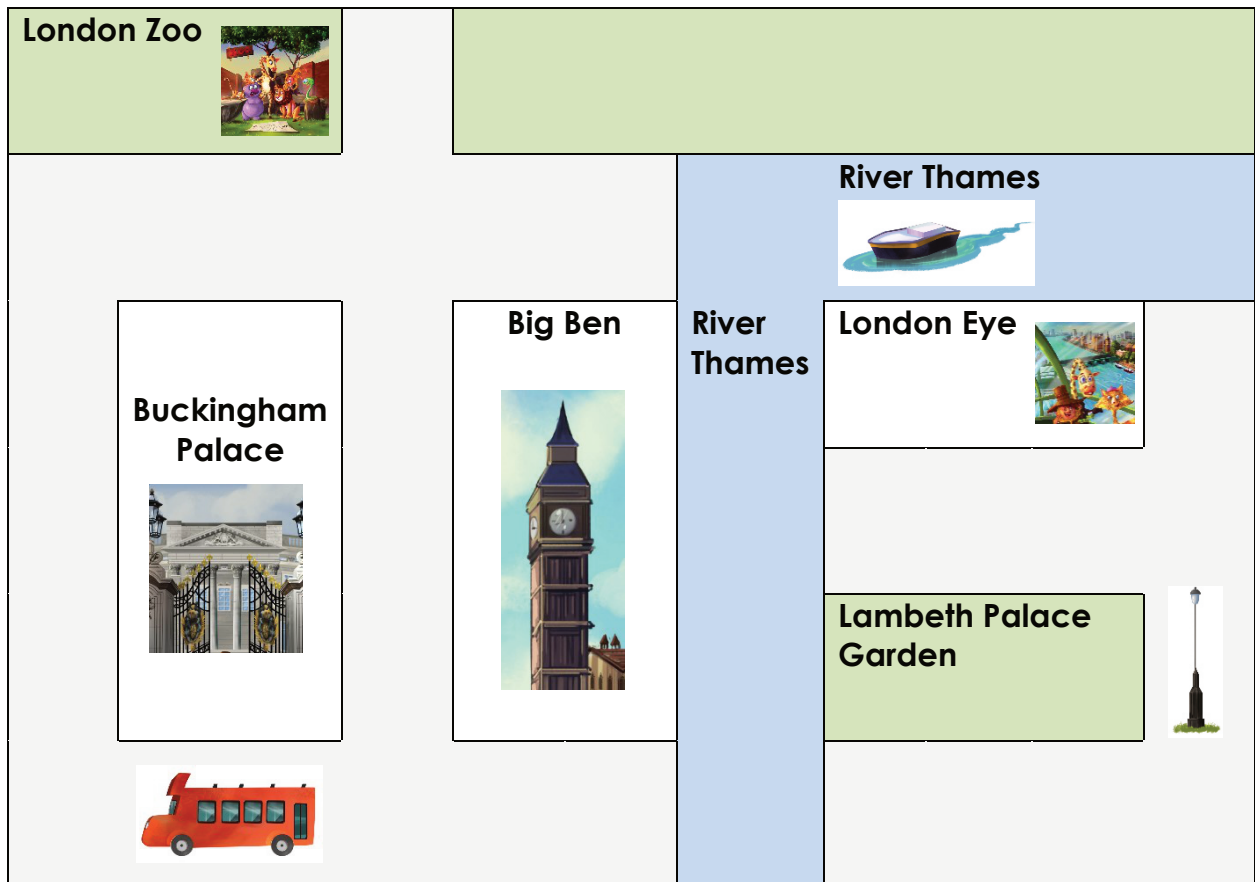



This character is slithery. Throughout the story, he pretends to be a tie and a belt for Ralph.



Using Cardinal Directions

Directions: In the story Roller Skating Ralph Goes to London, Ralph uses a hand drawn map to get to London with his friends. Use the compass rose and the map to circle the correct answers below.



- To the south of London Zoo is _____.
 a. the London Eye b. Lambeth Palace Garden c. Buckingham Palace
- To the east of Buckingham Palace is _____.
 a. Big Ben b. the London Zoo c. the red bus
- To the north of Lambeth Palace Garden is _____.
 a. the red bus b. the London Eye c. Big Ben
- To the west of the street light is _____.
 a. the boat b. the London Eye c. Lambeth Palace Garden

Answers

Character Descriptions

Sylvester the Snake – Purple Cloud

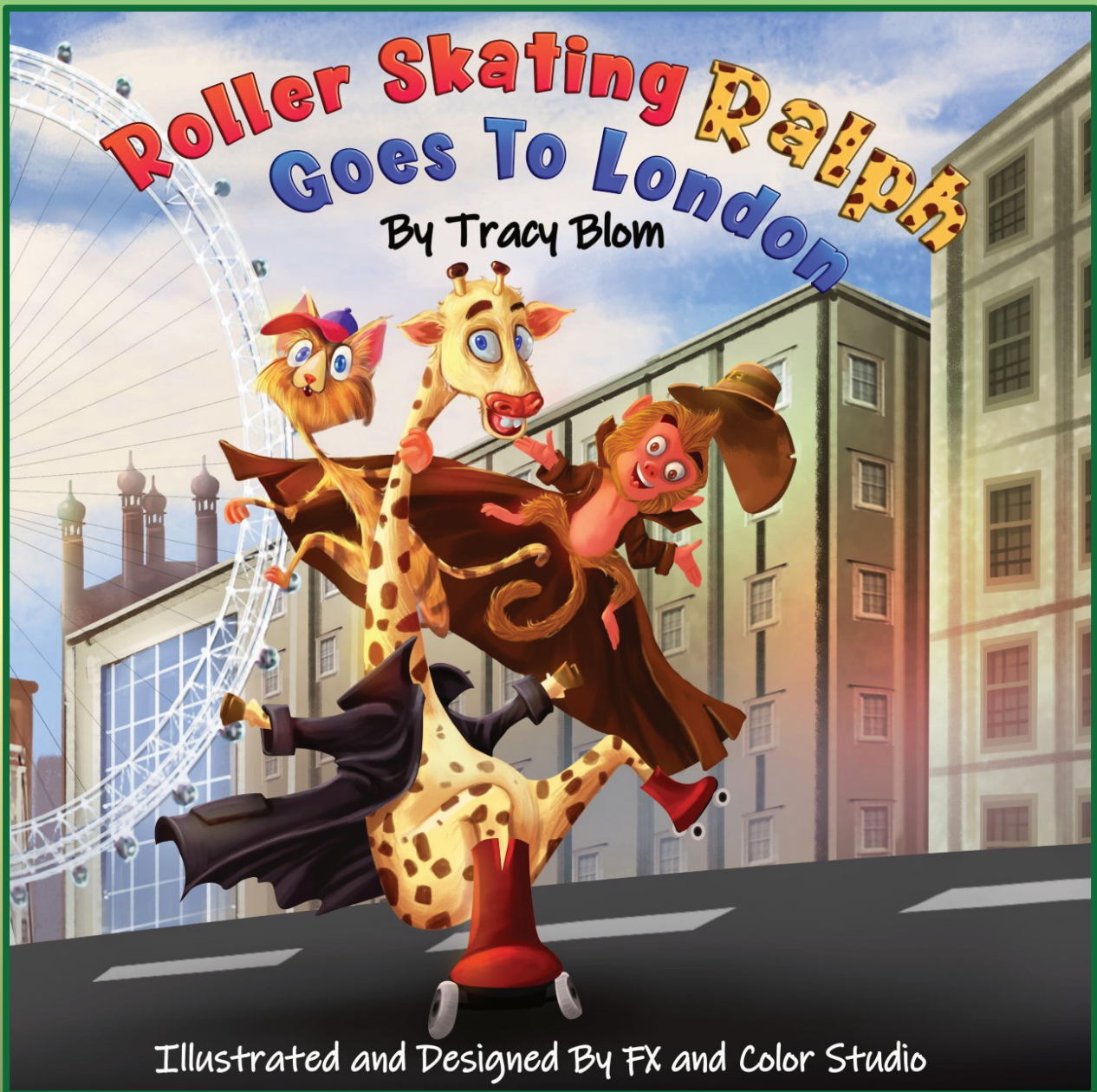
Roller Skating Ralph the Giraffe – Blue Cloud

Milo the Monkey – Yellow Cloud

Ollie the Ocelot – Green Cloud

Using Cardinal Directions

1. c 2. a 3. b 4. c




Book 2

Language Arts and Geography
Third - Fifth Grade

Name _____ Date _____

Character Development

Directions: Choose one of the main characters from the book Roller Skating Ralph Goes to London. Choose one of the events in the story. Answer the following questions. Be sure to use complete sentences.



Character Name _____
(Example- Roller Skating Ralph)

Story Event _____
(Example- The museum scene where he couldn't find a place to fit in.)

Write a few sentences about how your character might have been feeling during this event.


Write a few sentences about what your character might have been thinking during this event.

Imagine a different ending to the event you described above. Write the new ending. Be sure to include your character's feelings, thoughts, and reactions to the new ending. (Use the back of this paper if necessary.)

All About London

Directions: In the book *Roller Skating Ralph Goes to London*, Ralph and his friends visit many famous landmarks. Fill in the graphic organizer below base your answers on the information from the book and your own research.

Famous Landmarks



Which country is London the capital city of?

Transportation
How do people get from one place to another?

What is the population of London?

What is the general climate of London?

Answers

Character Development

Answers will vary

Share the rubric with students before they complete the writing assignment

Student's Name:

Date completed:

Student's work includes:	(up to 5 points for each)
2-3 sentences about character's feelings	
2-3 sentences about character's thoughts	
2 paragraphs that describe a new event ending	
Student's work also includes grade level appropriate:	
Spelling	
Grammar	
Punctuation	
Additional work above and beyond:	
More than 2-3 sentences about character's feelings	
More than 2-3 sentences about character's thoughts	
BONUS:	
More than 2 paragraphs describing the new event ending.	
Total out of 50pts	

All About London

Famous Landmarks

(answers will vary- possible answers below)

London Eye, Buckingham Palace, Big Ben, The Thames River, The Tower of London, Palace of Westminster, Westminster Abbey, St. Paul's Cathedral, Shakespeare's Globe, Trafalgar Square, Hyde Park, The Shard, Tower Bridge, Wembley Stadium, Natural History Museum, London Zoo (ZSL London Zoo)

Which country is London the capital of? England / United Kingdom

Transportation – The Tube (subway), river boats/ferries, rail services, bus, taxi cabs, car, bicycle, walk

Population - +/- 8.98 million people

Climate – mild winters and temperate summers, Average winter temp 52F, Average summer temp. 65F. Humid, temperate, oceanic climate.



Roller Skating Ralph

Goes to Italy

By Tracy Blom



Illustrated by fx and color studio

Book 3

Language Arts and Geography
First and Second Grade

Who, What, Where, When, Why

Directions: Read *Roller Skating Ralph Goes to Italy*. Fill in the appropriate answers in each section of the graphic organizer.



Who?

Write the main character's names here:

What?

Write the main event in the story here:

Where?

Write the place where the story takes place here:

When?

Write the time that the story takes place here:

day? night?
past? present?

Why?

Write the reason the main event happened here:


Landmarks of Italy






Directions: Read Roller Skating Ralph Goes to Italy. Cut out the square images on the next page and paste them to the map below in the correct position. Use the location clues that correspond to each picture and the compass rose to help you.



Landmarks of Italy

Directions: Read Roller Skating Ralph Goes to Italy. Ralph and his friends visited many landmarks in Italy. Cut out each landmark picture on the dotted lines one at a time and use the directions beside it on the chart to glue the picture on the appropriate square on the map.



<p>Cut on the dotted lines</p> 	<p>Landmark</p>	<p>Location Clues</p>
	<p>Vatican City</p>	<p>South of Florence West of The Fountain of Trevi</p>
	<p>The Fountain of Trevi</p>	<p>South of Ancona East of Vatican City</p>
	<p>The Colosseum</p>	<p>South of The Fountain of Trevi Southeast of Vatican City</p>
	<p>The Blue Grotto</p>	<p>Southeast of The Colosseum North of Sicily</p>

Answers

Who, What, Where, When, Why

Answers may vary

Who: Ralph (the giraffe), Ibex, Ocelot, Hen, Monkey, Toucan, Brown Bear Ben

What: Ralph and the animals go to Italy.

Where: Rome, Italy. (Other answers may be: Vatican City, Colosseum, The Fountain of Trevi, The Blue Grotto, the airport, the zoo, the restaurant, France)

When: Daytime, Present Day

Why: Because Ibex wants to show the animals his home, Rome.

Landmarks of Italy





Roller Skating Ralph

Goes to Italy

By Tracy Blom




Illustrated by fx and color studio

Book 3

Language Arts and Geography
Third – Fifth Grade

Roller Skating Ralph Goes to Italy Newspaper Article

Directions: Read the book Roller Skating Ralph Goes to Italy. Pretend you are a newspaper reporter that is interviewing Roller Skating Ralph for an article. Answer the questions on the newspaper template from Ralph's perspective. Use the book and your own ideas to help you.



Student's work includes:	(up to 5 points for each)
Answers appropriately address the question	
Answers are written in complete sentences	
Answers reference characters and events from the book Roller Skating Ralph Goes to Italy	
Student's work also includes grade level appropriate:	
Spelling	
Grammar	
Punctuation	
Additional work above and beyond:	
Colorful border and illustration	
Total out of 35pts	



Q: Which Italian landmark was your favorite and why?

A:

Q: What advice would you offer other tourists that want to visit Italy?

A:





Q: What would you have done differently on your trip now that you are back in the zoo?

A:

You are the Tour Guide

Directions: Read the book *Roller Skating Ralph Goes to Italy*. Use facts from the book, the information below, and your own research to create a tour guide script. Write the script in your own words. Keep it interesting by using colorful language and imagery in your writing.



Place of Interest	Facts
<p>Fountain of Trevi</p> 	<ul style="list-style-type: none"> • The Fountain of Trevi is one of the oldest water sources in Rome. • Nicola Salvi, a native Roman, won the rights to design the fountain after competing in a contest held by Pope Clemens XII in 1730. • The Fountain of Trevi is mostly made of travertine, the same material as the Colosseum.
<p>Vatican City</p> 	<ul style="list-style-type: none"> • Vatican City is the home of the Pope, the head of the Roman Catholic Church. • Vatican City is the smallest country in the world at just over 100 acres. • The Sistine Chapel's ceiling was painted by Michelangelo and is located in the Apostolic Palace.
<p>Colosseum</p> 	<ul style="list-style-type: none"> • The Colosseum was built between 72 A.D. and 80 A.D. under the Emperor Vespasian. • The Colosseum is the largest amphitheater in the world. • The Colosseum had 80 entrances and could seat approximately 50,000 spectators.
<p>The Blue Grotto</p> 	<ul style="list-style-type: none"> • The Blue Grotto is a sea cave on the coast of the Italian island of Capri. • Sunlight passes through an underwater cavity creating a blue reflection that lights up the cavern of the Blue Grotto. • The Blue Grotto was formed by wave action of the sea eroding the limestone rock of the cavern walls.

Tour Guide Script

Introduction: (Describe what the tour is all about.)

Provide an interesting fact about each landmark below.

Fountain of Trevi

Vatican City

Colosseum

The Blue Grotto

Answers

Roller Skating Ralph Goes to Italy Newspaper Article

Answers will vary

Share the following rubric with students prior to the assignment. Use the rubric to grade student's work.

Student's Name:

Date Completed:

Student's work includes:	(up to 5 points for each)
Answers appropriately address the question	
Answers are written in complete sentences	
Answers reference characters and events from the book Roller Skating Ralph Goes to Italy	
Student's work also includes grade level appropriate:	
Spelling	
Grammar	
Punctuation	
Additional work above and beyond:	
Colorful border and illustration	
Total out of 35pts	

You are the Tour Guide

Answers will vary

Share the following rubric with students prior to the assignment. Use the rubric to grade student's work.

Student's Name:

Date Completed:

Student's work includes:	(up to 5 points for each)
Answers contain facts from book or fact sheet	
Answers are written in complete sentences	
Answers have interesting language or imagery	
Student's work also includes grade level appropriate:	
Spelling	
Grammar	
Punctuation	
Bonus Points:	
Additional facts used from student's own research	
Total out of 30pts	

Credits and Acknowledgements

Author of Roller Skating Ralph Series (Books 1-3):

Tracy Blom

Illustrator of Roller Skating Ralph Series (Books 1-3):

FX and Color Studio

Educational Consultant and Graphic Designer

for Roller Skating Ralph Lesson Plan Booklet:

Veronica Stanley-Hooper

available at
amazon

